




260.587.4500 • Global Archery, 101 Archery Way, Ashley, IN 46705



TABLET MANUAL



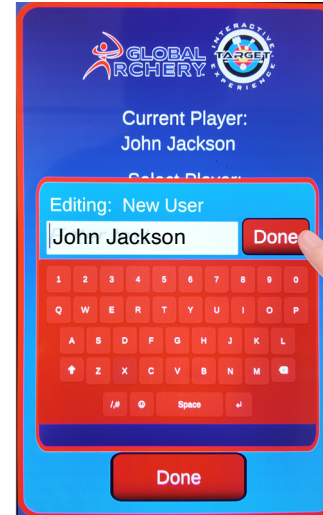
TURN TABLET ON



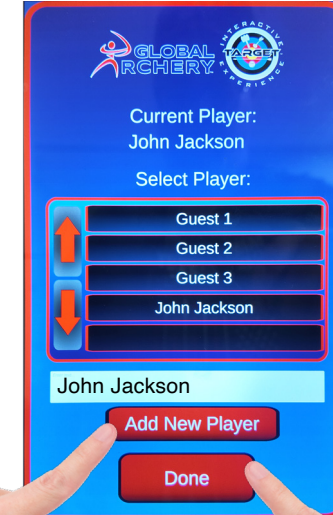
Turn the tablet on by pressing and holding the power button on the upper right side.

ADD /CHANGE PLAYERS

To add a player or change players, press the **"Change"** button on the home screen.



Tap the text field and type the player's name. Then press **"Done."**



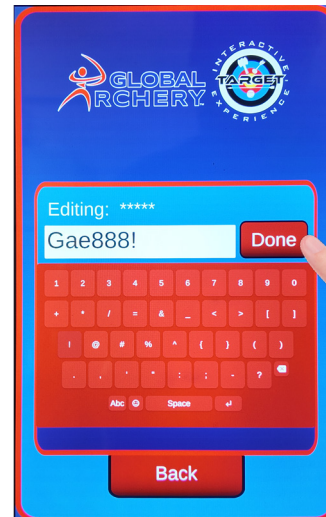
Press **"Add New Player"**, then press **"Done."**

To change a player, select player's name, make change, then press **"Done"**.

ADMIN PANEL



To access the Admin Panel press the **"Gear"** in the bottom right corner of screen.



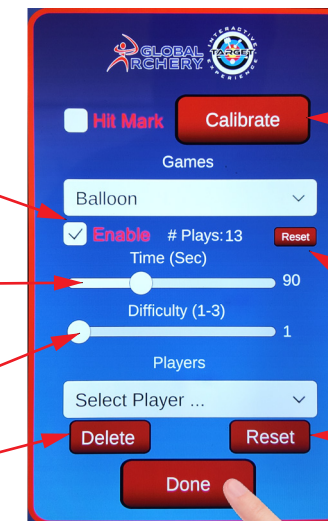
Enter password: **Gae888!**
Then press **"Done"**.

Here you can enable or disable games if you don't want all games appearing in the main menu. Simply select game in the drop-down and check **"Enable"** or uncheck to remove.

You can change the length of the games by moving the Time slider. (up to 240 sec. (4 min.))

Difficulty level coming soon.

To remove players, simply select the player's name and press **"Delete"**.



If game targeting appears off check **"Hit Mark"** then select a game. Shoot at targets and a yellow Bullseye appears. If Bullseye is off from the impact site tap the **"Calibrate"** button.

To reset the game counter, select the game, then press **"Reset"**.

To reset players score, select the player name, then press **"Reset"**.

Be sure to press **"Done"** after making any changes.