

SCORERITE™ SET-UP GUIDE



ScoreRite™ Includes: Server, Tablet, Power Supply, Charger, and all Cables.




Plug the Server into your TV HDMI port. It can also be mounted on back of TV with velcro. Turn TV on with volume up.



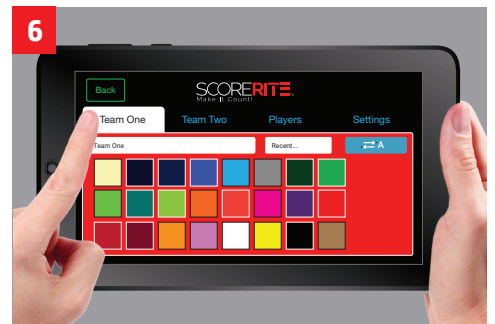
Turn ScoreRite™ Tablet on by pressing power button for several seconds. Then tap the SR icon on the screen.



Tablet automatically connects with Server using it's own wifi. **DO NOT USE AN OUTSIDE WIFI SERVICE.**



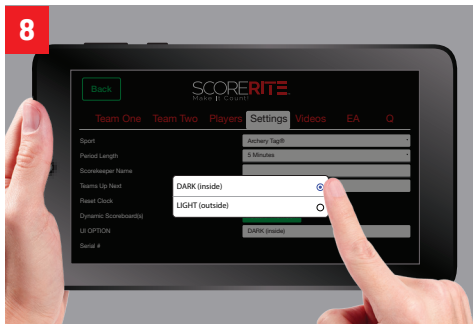
Tap "NEW" to clear all areas then tap "OK." Then tap "EDIT" to customize the score-board for your match.



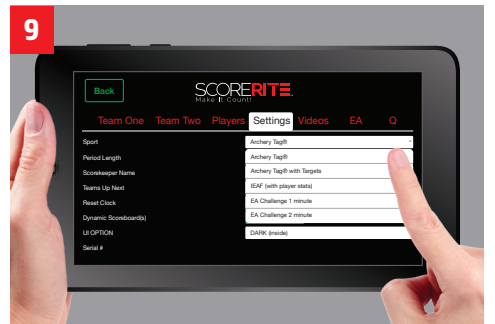
Tap "Team One" or "Team Two" tabs to type in team name and choose team color.



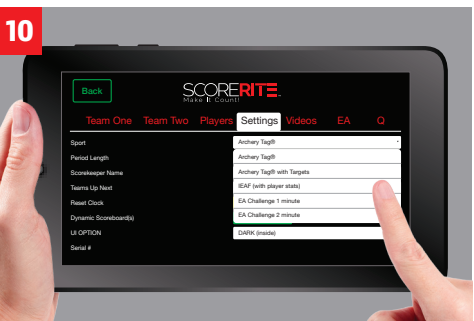
Tap "Settings" tab to select the Sport, Period Length, Scorekeeper, Dark/Light mode and more.



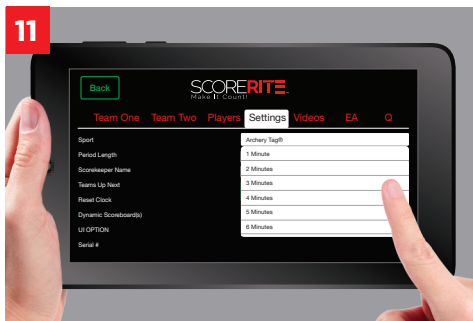
Tap the "UI OPTION" to select the DARK (inside) or LIGHT (outside) screen mode.



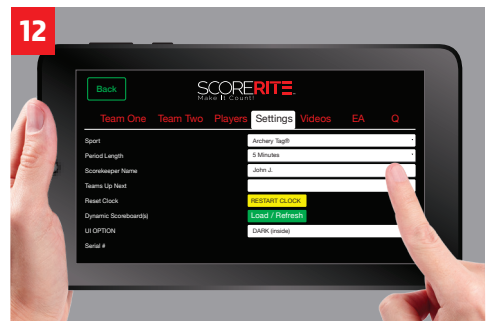
Tap the "Sport" drop down menu to select the desired sport. Choose "Archery Tag™" for standard play.



To assign points to individual players for IFAF® Leagues & Tournaments, select Sport "IEAF® (with player stats)."



Tap "Period Length" drop menu down and scroll through the time choices then tap the desired length.



Tap "Scorekeeper Name" field and type in the name of the Scorekeeper. This is helpful when using more than one Scorekeeper.

SCORERITE™ RUNNING A MATCH




Tap **"Start P1"** to begin the first period of the match. You will hear a whistle and the countdown clock will start.



Tap **"Hit"** or **"Catch"** on the team where the action occurred. The points will automatically be added to the appropriate team.



Tap **"Undo"** to correct last action shown below **"Undo"** button. Repeated taps will correct previous actions.



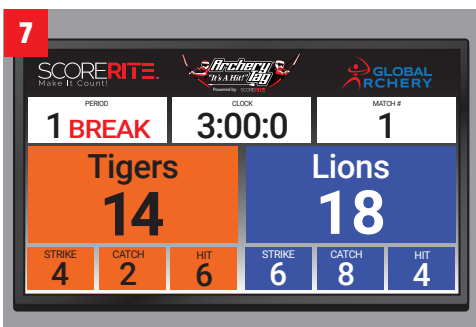
Tap **"Pause"** and the clock will stop and the whistle will sound 3 times. Tap **"Resume"** to continue.



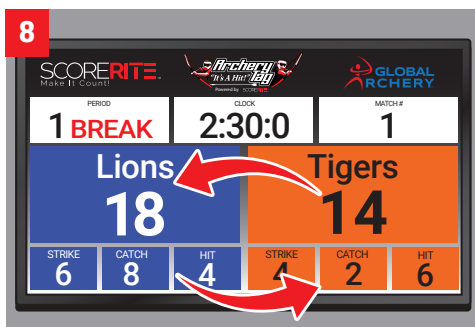
To add or subtract time on the clock, tap the Left < Arrow to subtract 15 seconds or Right > Arrow to add 15 seconds.



When 30 seconds remain on the clock, a voice will announce **"30 SECONDS."**



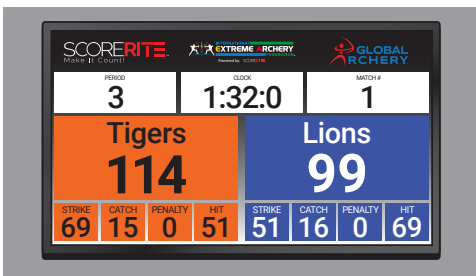
At the end of the Period the whistle will sound 3 times. **"Break"** will appear in the Period panel and the clock will begin a 3 min. countdown to let players rest & hydrate.



When the clock strikes 2 min., 30 sec. during the 3 min. break, the **"Team Flip"** occurs where the teams automatically switch sides for a 2nd Period and a bell will chime.



At the end of the 3 min. break the clock will stop. Press **"Start"** when ready to begin the next period. If starting a new match tap **"New"** and repeat Set-Up starting at step 6.



When running a League or Tournament in **"IEAF® (with Player Stats)"** mode, Penalties will show on the Scoreboard.

A VIDEO TUTORIAL IS AVAILABLE AT:
SCORERITE.NET

SCORERITE™
Make It Count!

ScoreRite™ is a product of Global Archery™ Products, Inc.

THAT'S IT! IT'S THAT EASY!

SCORERITE.NET